



## **Geo Message** Not just “your” location send any location

Help and Usage










# About & Features

---

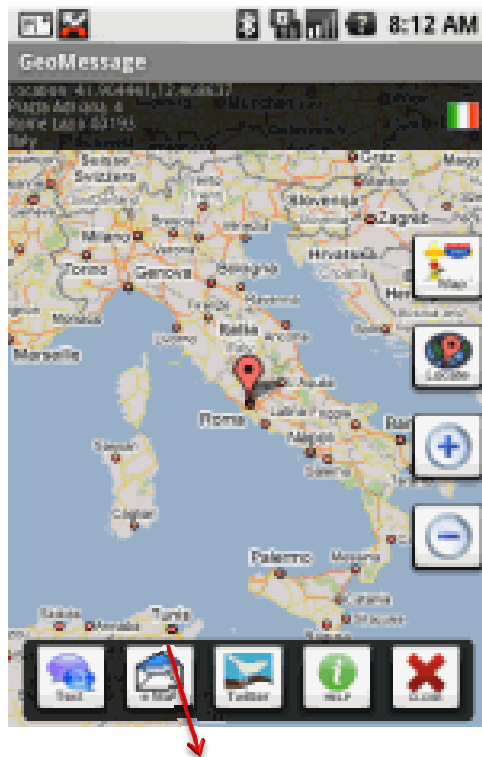
- ▶ Email / SMS / Twitter any location as google map (not just your current location).
- ▶ Use map to zoom/navigate to desired location in Satellite or Map mode, tap to mark and send.
- ▶ Map will be sent in the exact zoom and map mode with location of marker and geocoded address.
- ▶ Share that fishing, picnic or meeting spot. Let others know where to meet you or where the party is right from your phone.
- ▶ **Features:**
  - ▶ Easy to use interface.
  - ▶ Where Am I to locate your current location
  - ▶ Send map in Satellite or Map mode
  - ▶ Include google geocoded address (or change/delete not to send)
  - ▶ Google maps URL is shorted for Twitter to give more characters for your message.

# Usage

---

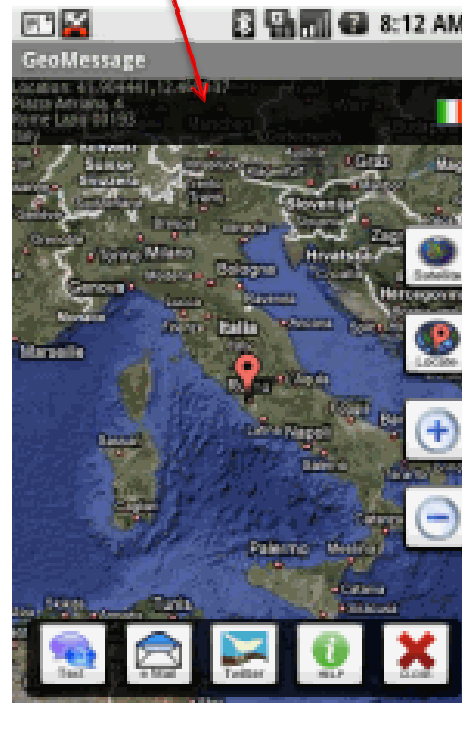
- ▶ Set your map mode clicking  
- ▶ Use  and  to zoom in and out
- ▶ Move map with your finger or roller ball.
- ▶ Click on  to position to your current location.
- ▶ Touch map to set marker.  (When you click on the ball market will set at map center)
- ▶ Once desired location marked - click on    to send.

# Map / Main Screen



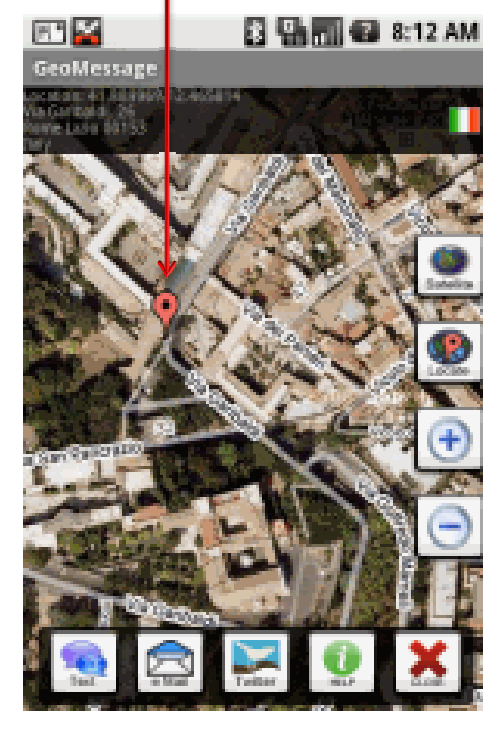
SMS / Email /  
Twitter location

Google geocode address



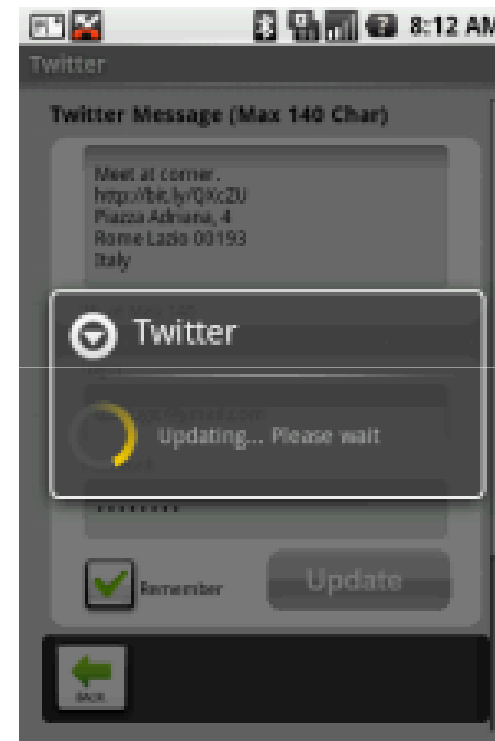
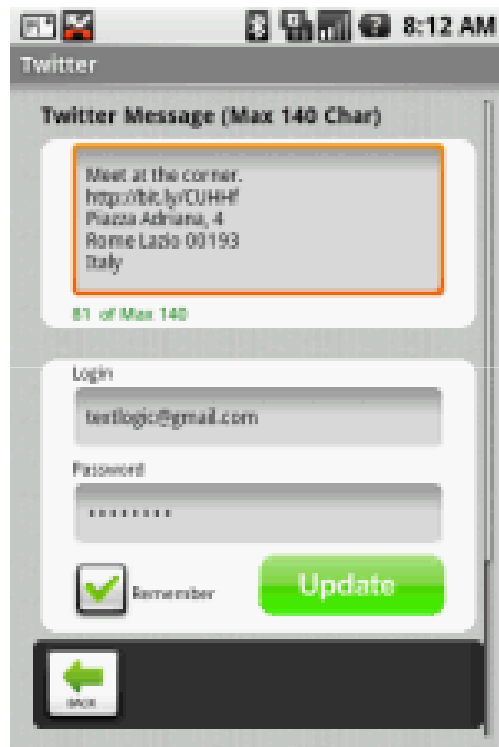
Map controls to zoom, set mode and locate me

Location Marker



# Twitter Send screen

---



# Feedback & Disclaimers

---

- ▶ Please send any feedback or bugs to [textlogic@gmail.com](mailto:textlogic@gmail.com)
- ▶ Our Promise: If any bugs found or Notified, they will be fixed with in 2 weeks and a new version will be made available free of cost.
- ▶ Disclaimers
  - ▶ Required Android Permissions:
    - ▶ Location & Internet
  - ▶ Performance is subjected to Network & GPRS availability
  - ▶ Standard Rates from your carrier apply